

# Improve quality with a Fresh Powder System

A constant mix of fresh and recovery powder avoids color variations and improves quality, especially with metallic and difficult powders.



Consistent  
application quality

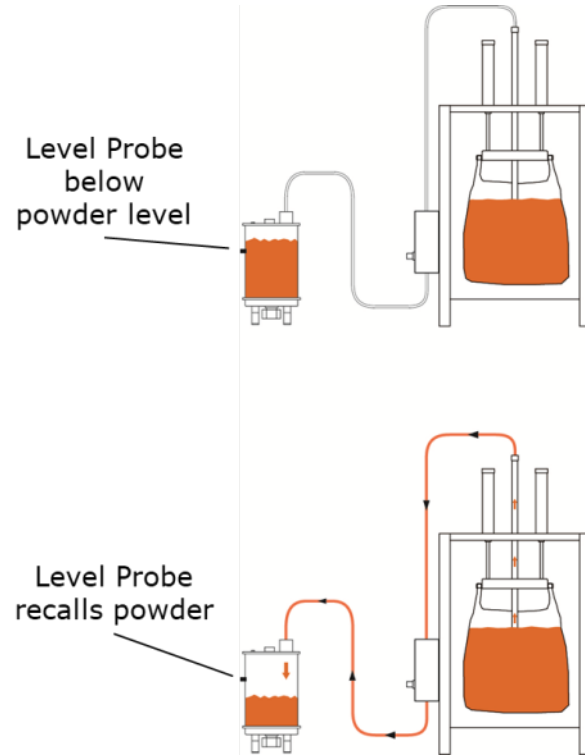


Reduced  
manpower

Feed from a variety  
of containers

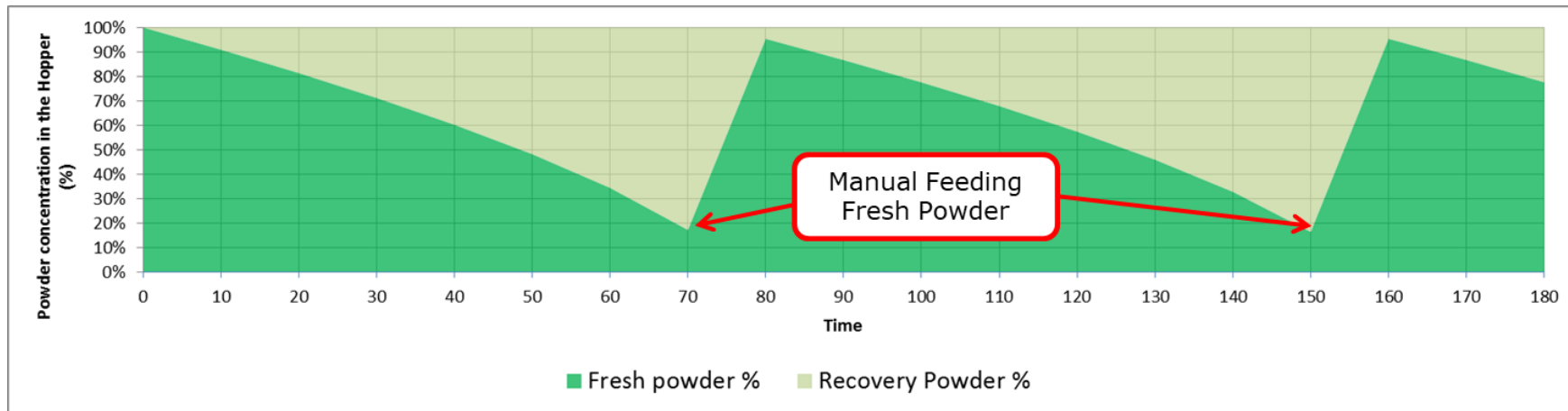
# Fresh Powder System: how does it work?

- The powder hopper is provided with a **level probe** that monitors the powder quantity.
- When powder level decreases, the level probe **activates the fresh powder equipment** that feeds virgin powder to the hopper.
- When the powder level is restored, the level probe stops the feed of virgin powder.



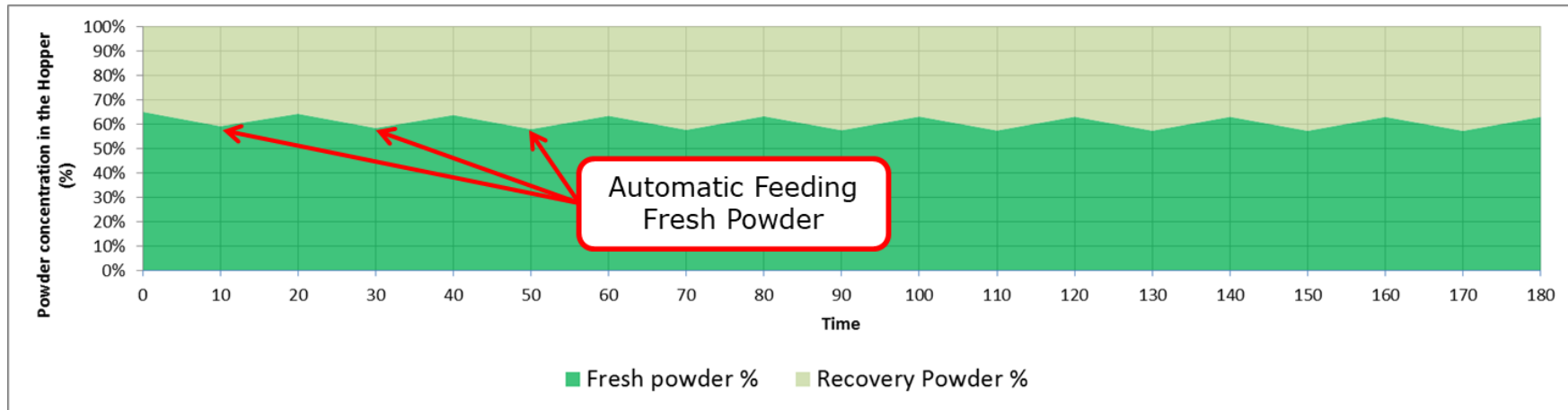
# Constant Application Quality

- The recovery powder is different from the virgin powder in terms of **particle size distribution**, concentration of **pigments**, concentration of **metallic particles**
- With manual feeding, the concentration of fresh powder in the hopper is **not regular**:
  - High fresh powder concentration when virgin powder is manually fed.
  - Fresh powder concentration gradually decreases until fresh powder is needed again



# Constant Application Quality

- With a fresh powder system the mix of fresh and recovered powder remains **much more constant over time**.
- A small quantity of fresh powder is automatically refilled into the hopper every time the powder level **falls below the desired level**.
- This guarantees much more **regular application results**.



# Reduced Manpower

- Without a fresh powder feed system one operator must **monitor** the line and **manually refill** powder when needed.
- This can happen more or less often depending from the size of the hopper and from amount of powder used.
- A fresh powder feed system allows the system to work for many hours **without any human intervention**.



# Feed from a variety of containers



	OptiFeed Box	OptiFeed Drum	OptiFeed Octabin	OptiFeed Big Bag	OptiFeed Hopper
Fresh powder feed from	Powder Box	Drums	Octabin	Big bags	Fluidized hopper
Fresh powder container capacity	20 - 25 kg	100 - 150 kg	500 - 600 kg	500 - 1000 kg	150 - 200 kg
Powder feed pump	1 OptiFlow Injector or 1 OptiFeed pump	1-2 OptiFlow Injector or 1-2 OptiFeed pump	1-2 OptiFeed pumps	1-2 OptiFeed pumps	1 x OptiFeed pump
Powder Type	Organic Powder or Porcelain Enamel	Organic Powder or Porcelain Enamel	Organic Powder or Porcelain Enamel	Organic Powder or Porcelain Enamel	Organic Powder or Porcelain Enamel
Powder feed capacity	up to 4 kg/min	up to 4 kg/min	up to 8 kg/min	up to 8 kg/min	up to 5 kg/min
Ideal for	Portability, flexibility	Flexibility	Single color lines	Single color lines	Difficult Powders

# OptiFeed PP06 Powder Pump

- The **OptiFeed** pump ensures gentle and constant transportation of large quantities of powder
- **High powder transport capacity**
- **Stable** powder transport with **minimum compressed air** consumption
- **Automatic cleaning** for a fast color change
- Long lifetime of wear parts and service interval monitoring functions ensure **low maintenance costs**

